

# VDRG® Toxoplasma Ab Rapid Kit



## Toxoplasma

Toxoplasmosis is a disease that results from infection with the *Toxoplasma gondii* parasite, one of the world's most common parasites. *Toxoplasma gondii* (*T. gondii*) is a single-celled parasitic organism that can infect most animals and birds. Because *T. gondii* infectious organisms are excreted only in cat feces, wild and domestic cats are the parasite's ultimate host.

This test kit, the diagnostic reagent can detect toxoplasma antibody quickly and simply within 10 minutes after dropping the samples.

## Introduction

+ **Intended use** : Detection of Feline Toxoplasma antibody

+ **Principle** : Immunochromatographic assay

+ **Specimen** : Feline serum, plasma, or whole blood.

+ **Component**

- Toxoplasma Ab Rapid Test Device
- Sample Dilution Buffer
- Capillary tube
- Anticoagulant tube

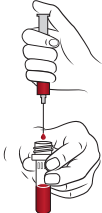



## Features

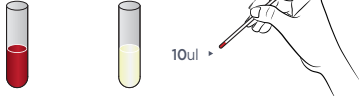
+ Clinical Sensitivity : 95.5%(21/22)

+ Clinical Specificity : 95.2%(139/146)

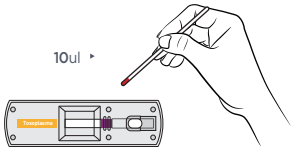
## Test Procedure

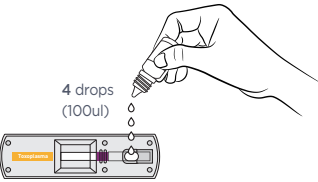
- 

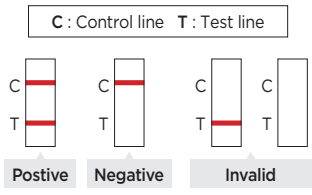
**1** Collect the whole blood sample and put it into anticoagulant tube.
- 

**2** Close the cap on the anticoagulant tube and invert the tube five times to mix the whole blood sample and the EDTA.
- 

**3** Take 10 ul of the sample using capillary tube into the blue line on the capillary tube.

Whole blood +EDTA      Serum or Plasma      (\*Dark score line on the capillary tube is the indicator line for 10ul.)
- 

**4** Add 10ul of serum, plasma, or whole blood into the sample hole on the test device.
- 

**5** Add 4 drops (approximately 100ul) of the assay diluents into the sample hole.
- 

**6** Read test results after 10 minutes.

C : Control line    T : Test line

Positive    Negative    Invalid

Cat No.	Product Name	Quantity
PF-TXP-11	VDRG® Toxoplasma Ab Rapid Kit	10 Tests/Box